

# FibaTape®

SELF-ADHESIVE DRYWALL TAPE


- Drywall finishing
- Crack repair

## TOOLS & MATERIALS

- FibaTape drywall joint tape
- Taping knife
- Joint compound
- Sandpaper or sponge



Self-Adhesive



Strong Fiberglass Construction



Smooth Finish



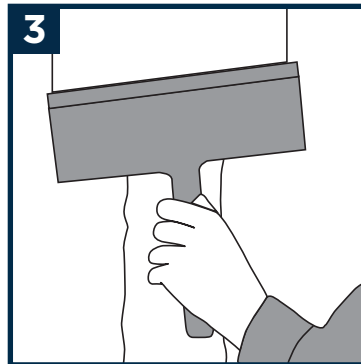
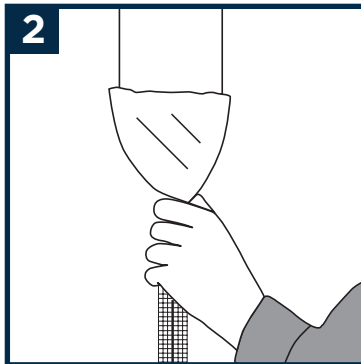
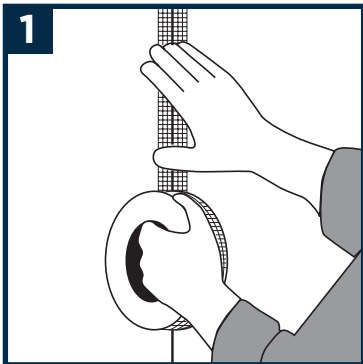
**REDUCED DRY TIME:** Embedding coat is not required



**SKILL LEVEL:** Easy application

## INSTRUCTIONS:

1. Apply tape to joint or crack.
2. Cover tape with compound and allow to dry.
3. Add additional coats as necessary.
4. Sand to a smooth finish when dry.



Video instructions can be found at [www.adfors.com](http://www.adfors.com)