

FIX IT FAST



- Small hole repair tool

TOOLS & MATERIALS

- Fix it Fast
 - Sandpaper or sponge*
- *Note: Not required for small repairs



All-in-One Tool



Resealable



Pro-Formula



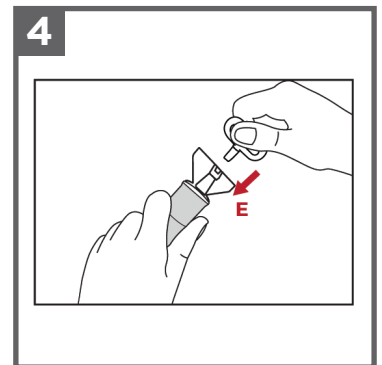
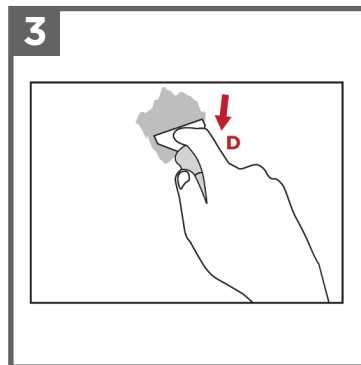
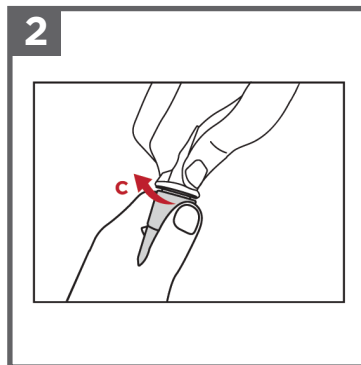
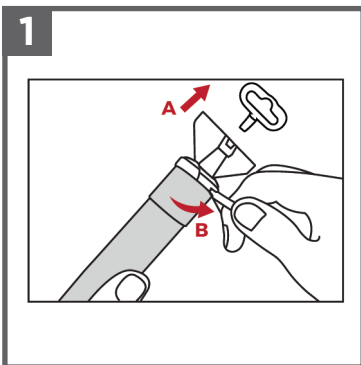
PROJECT TIME: 5 min. +dry time



SKILL LEVEL: Easy application

INSTRUCTIONS:

1. Remove the seal plug and save for resealing. Pull tab to remove tear strip from collar.
2. While gripping collar and nozzle, twist until nozzle is flush with collar and the tube is punctured.
3. Squeeze tube to apply product.
4. Seal with the plug when finished to keep fresh for reuse.



Video instructions can be found at www.adfors.com